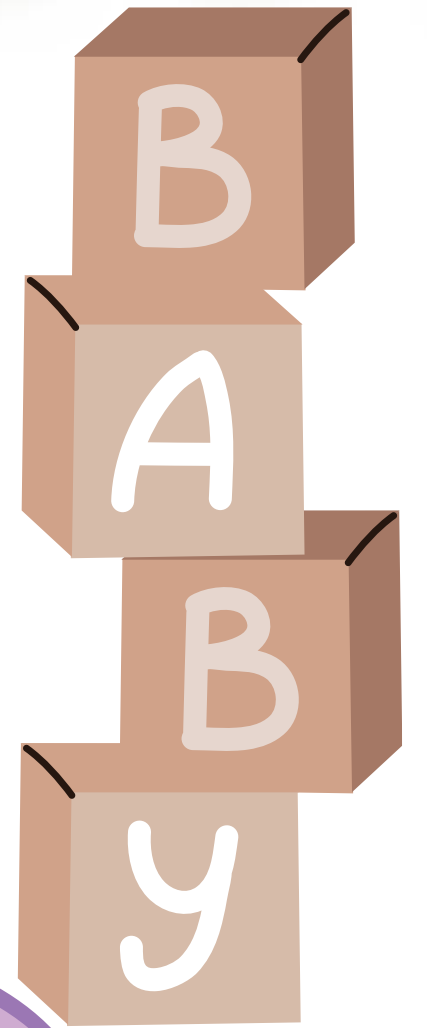




WELCOME TO THE INFANT ROOM


**Teacher Leslie & Teacher Rosy
2025 - 2026**



FAMILY ART PROJECT

Children and parents will decorate
popsicle sticks to make a frame.


You may use markers, paint,
glitter, stickers, buttons, etc. to
decorate your frame.



THINGS TO BRING

Clear Backpack with Daily Belongings
Standard Size Crib Sheet
Pre - Made Formula Bottles
Breastmilk Pouches & Empty Bottles
Diapers and Baby Wipes
Rash Ointment
Sunblock & Insect Repellent
Extra Clothes
Family Picture
Pacifier (Optional)
Lovey (Optional)





Infant Daily Schedule
(*subject to changes)

7:30 Arrivial/ Bottle
8:30-9:30 Outside Time/ Circle Time
9:30 Nap Time/ Quiet Time
11:00 OutsideTime, Music, Sensory Play
11:30 Bottle/ Free Play
12:00 Nap Time/ Quiet Time
1:00-1:30 Art Exploration
2:00 Bottle/ Sensory Play
2:30-3:30 Outside Time
4:00 Nap Time
4:30 - 5:00 Free Play/ Music
5:30 Departure




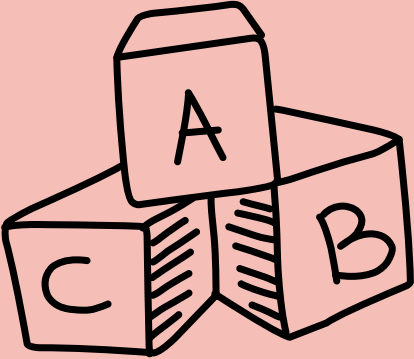
***Diapers are changed every 1 to 2 hours, if needed unless needed sooner**

***Infants needs are on demand for feeding, napping, diapering, and activities**

***Quiet Time may include: tummy time, sensory exploration, reading, classical music**

DAILY SCHEDULE





Books

LESSON PLAN

Weekly Themed Lesson Plans

Circle Time, Books, Songs
ASL & Spanish

Fine & Gross Motor Skills
Development

Tummy Time
Activities

Exploration/ Science
Activities

Sensory
Activities

| Week Of: April 15-19th | | Theme: Insects | | | |
|------------------------|-----------------------------|--------------------------------|-------------------------|------------------------------|------------------------|
| | Books | Songs | Art | Fine/Gross Motor Skills | Science/ Exploration |
| Monday 4/15 | Ten Magic Butterflies | Butterfly Song (Life cycle) | Sponge Butterflies | Coloring Matching | Butterfly Life Cycle |
| Tuesday 4/16 | The Very Hungry Caterpillar | 5 Little Caterpillars | Very Hungry Caterpillar | Sensory Bin Picking out food | Growing caterpillars |
| Wednesday 4/17 | The Very Greedy Bee | Baby Bumble Bee | Bumble bee | Beehive Activity | Bumble bee sensory bin |
| Thursday 4/18 | Snail's Colors | Five Garden Snails | Snails | bug fossils | Free the Insect |
| Friday 4/19 | Backyard Bug Book | The Insect Song | Dragon Fly | Insect Movements | Creepy Crawlly Path |

learn
SOMETHING
- new -
EVERYDAY

BREAST MILK BOTTLES

Please bring empty
bottles and breast
milk pouches labeled
for us to transfer
breast milk pouch



FORMULA BOTTLES

According to CDC If you do not start to use the prepared infant formula within 2 hours, immediately store the bottle in the fridge and use it within 24 hours.



FORMULA BOTTLES

Infants drinking formula bottles,
must be pre-made*.

Bottles must be ready to serve.

*We encourage you to leave extra unmade formula just in case.

PLEASE NO GLASS BOTTLES



SNACKS

According to CDC your child can begin eating solid foods at about 6 months old. By the time he or she is 7 or 8 months old, your child can eat a variety of foods from different food groups. These foods include infant cereals, meat or other proteins, fruits, vegetables, grains, yogurts and cheeses, and more.

You should also consult with your child pediatrician about right timing to introduce solids.

SNACKS

Please provide 3 snacks servings and dry goods until they can participate in our TJB meal program.

Please make sure to label all food containers

**PLEASE NO GLASS
CONTAINERS**



PROCARE ENGAGE

Teacher-Parent communication app that allows teachers to keep you up to date with your child's day. Parents required to log their child in and out everyday

We log:

Diaper Changes

Snack/Lunches

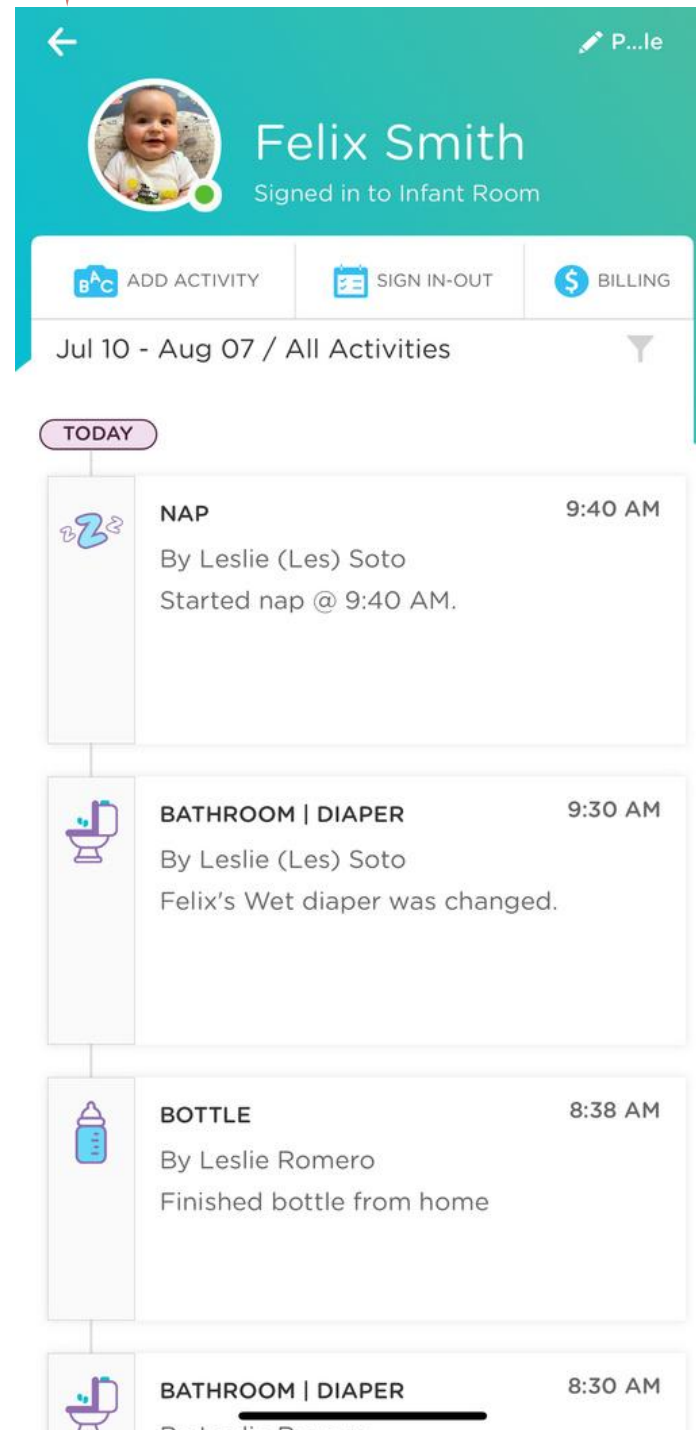
Nap Time

Accidents/Incidents - Ouch Reports

Reminders/Requests

Photos/Messages

Procare messages are chats between parents and **ALL** infant teachers. Charting will be posted when there is down time and not the actual time of feeding/changing/etc. which we will keep track of and note in the post. Direct care always takes priority.





MORNING DROP OFF

MORNING DROP-OFFS WILL TAKE PLACE AT THE BACK OF THE BUILDING. ONCE YOU ENTER TJB, PLEASE USE THE SMALL SIDE GATE ON THE LEFT SIDE OF THE BUILDING TO WALK THRU TO THE BACK DOOR. PLEASE KNOCK, AND A STAFF MEMBER WILL GREET YOU AND RECEIVE YOUR CHILD. TEACHERS WILL TAKE BACKPACKS AND BELONGINGS.

PLEASE LET TEACHERS KNOW ANY IMPORTANT INFORMATION TO HELP PROVIDE THE BEST CARE FOR YOUR CHILD INCLUDING MORNING WAKE UP TIME AND LAST FEEDING.

Sign your child into Procure per licensing and insurance requirements



PICK UP PROCEDURES

Pick-up will also take place at this same door unless otherwise communicated. We kindly ask that all children are picked up on time. Late pick-ups may result in a late fee, as outlined in our center's policies. If someone other than a parent is picking up your child, they must present a valid photo ID, and the center director must be notified in advance. For your child's safety, we will not release a child to anyone who is not listed on the authorized pick-up form without prior approval.

Sign your child out of Procare
Take Belongings (backpack, milk bottles and water cups)
Say goodbye to teachers & friends

PERSONAL CUBBIES

Extra Clothing:

3 shirts

3 pants/shorts

2 extra pairs of socks

Sweater (optional)

Cloth Bibs

Extra Crib Sheet

**Extra Pacifiers (if your
child uses pacifier)**



THANK YOU

THANK YOU TO ALL OUR
WONDERFUL PARENTS FOR YOUR
SUPPORT AND TRUST. WE'RE SO
EXCITED FOR THE YEAR AHEAD AND
LOOK FORWARD TO MAKING IT A
FUN, SAFE, AND A MEMORABLE
SCHOOL YEAR FOR EVERYONE.
HERE'S TO A GREAT START!